



**BUILD**  
LITE



# LITESTACK

LIGHTWEIGHT CHIMNEY SOLUTIONS

## CHIMNEY SPECIFICATION

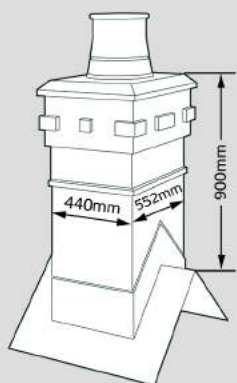
Each chimney can be tailored as much or as little as required to meet your needs – we can match the pitch, the texture, the colour, the pots and the capping to suit your build. The most popular Litestack chimneys are those based on our four stock designs – the Norfolk, Kent, Warwick and Staffordshire. For each of those you can specify the brick, pot and capping details to match your development.



**NORFOLK**

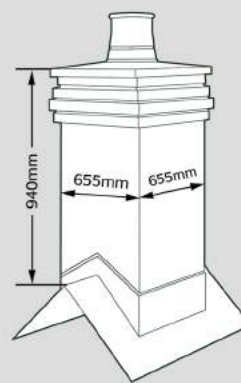


**KENT**



### NORFOLK

This single pot chimney incorporates many traditional building features including a collar of corbelled bricks above a 30mm band. The plinth capping has clean angled lines. The example above shows the effect of using contrasting brick colours in the corbelling.



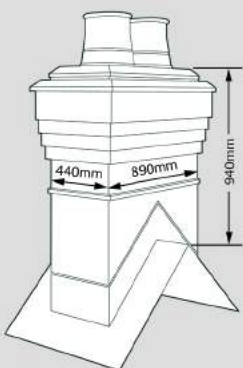
### KENT

This is a single pot chimney with a flat capping and three band corbelling. The smooth lines of this compact chimney ensure that it is flexible and sits well with many contemporary housing designs. The example above shows the Kent chimney finished in a red stock brick with Portland stone capping.

✔ REALISTIC    ✔ COST EFFECTIVE    ✔ VALUE ADDING

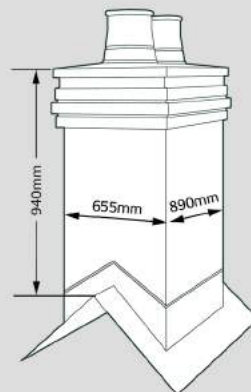
✔ QUICK & EASY INSTALL    ✔ STRONG & WEATHERPROOF

✔ LIMITLESS VARIATIONS



### WARWICK

The twin pot Warwick is a large handsome chimney. Its bulk is emphasised with seven stepped corbelling and two course brick capping. The example above shows the broad side of the chimney perpendicular to the ridge



### STAFFORDSHIRE

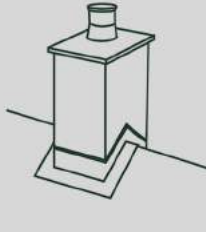
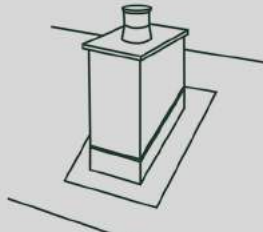
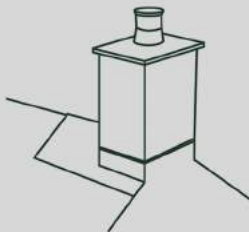
The Staffordshire is the 'big brother' of the Kent, with the same flat capping and three band corbelling. These two pot chimneys work well both in combination with the Kent and alone. The example above shows the Staffordshire chimney finished in a red stock brick with Portland stone capping.

## FINISHES

The Litestack Chimney range includes stone and render finishes in addition to our familiar brick chimneys. As with our brick finishes, each chimney can be carefully matched to the materials to be used on your particular project.



Each chimney is available in an end ridge, mono pitch or mid ridge format. The option is available to pre-lead your chimney to enable even more rapid installation.



Factory-fitted flue kits can be installed to provide live chimneys, suitable for both Class 1 and Class 2 applications.



## INSTALLATION

Each Litestack chimney is supplied with a complete fixing kit, with detailed fixing instructions available. The chimneys can be installed immediately after the rafters are in place using a telescopic fork lift or light crane.



Build-Lite (UK) Ltd, Kingsforth Road, Thurcroft, Rotherham, S66 9HU

**Phone:** 0844 870 6735 | **Fax:** 0844 870 6745 | **Email:** sales@build-liteuk.co.uk

**Web:** www.build-liteuk.co.uk